

PC710

LITHIUM-POWERED PERSONNEL CARRIER

NEW



- Powerful lithium-electric rear-wheel drive
- Onboard battery charger
- Built-in safety features
- Ideal for hard surfaces

 **snorkel**[™]

www.snorkellifts.com

LITHIUM-POWERED PERSONNEL CARRIER

PC710

DIMENSIONS PC710

Overall Length (A)	7' 1.8" (2.18m)
Overall Width (B)	30.6" (0.78m)
Overall Height (C)	47.7" (1.21m)
Carrier Bed Dimensions	21.3" x 26.1" (0.54m x 0.66m)
Wheelbase	54" (1.37m)
Ground Clearance	4.5" (11.4cm)

PERFORMANCE

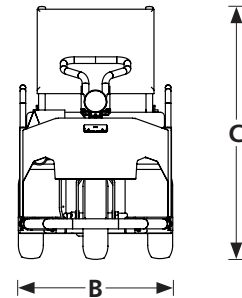
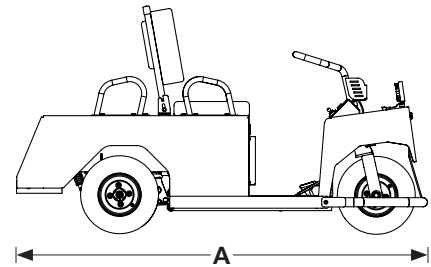
Max. Cargo Load	550 lbs (249kg)
Max. Tow Capacity	1,000 lbs (454kg)
Max. Drive Speed (forward)	9 mph (4.0m/s)
Max. Drive Speed (reverse)	5 mph (2.2m/s)
Gradeability	25%
Tires	16.3" (41.4cm) Foam-filled rubber
Controls	Steering Wheel
Drive System	2-wheel drive
Motor	Brushless DC

POWER

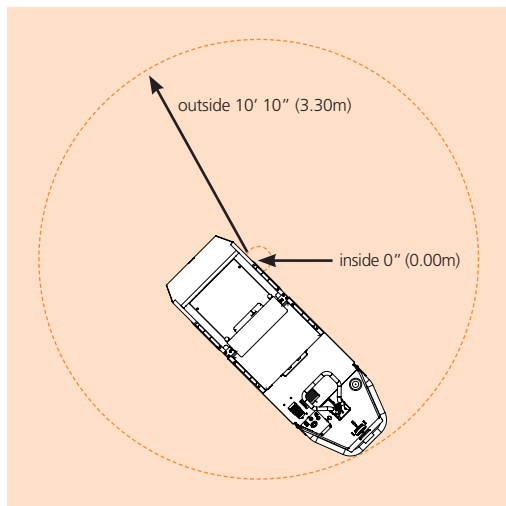
Power Source	(2) 24V 64Ah Lithium batteries
Charger	110V, 35 amp

WEIGHT

Weight	560 lbs (254kg)
--------	-----------------



TURNING RADIUS



STANDARD FEATURES

- Seats two people
- 2-wheel drive
- Three speed settings
- Reverse alarm
- LED headlights
- Front safety strobes (x2)
- LED brake lights
- Hydraulic brakes—front & rear
- Automatic parking brake
- USB ports (x2)
- Onboard battery charger
- 2,000 charging cycles / 5-year** lithium battery warranty
- 2-year parts & labor warranty
- 5-year structural warranty

snorkel

www.snorkellifts.com

P.O. Box 1160
 St. Joseph, MO 64502-1160, USA
 Tel: 1 (785) 989-3000
 Toll-Free: 1 (800) 255-0317
 Sales Fax: 1 (785) 989-3070
 Parts Fax: 1 (785) 989-3077
 Email: sales.usa@snorkellifts.com